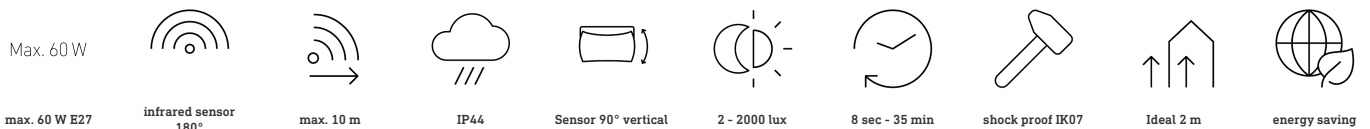


L 22

Anthracite
 EAN 4007841 035709
 Article number 035709

**Function description**

The inviting light solution! Designer sensor-switched outdoor light L 22 with attractive stainless steel trim, ideal for building entrances and building fronts, 180° angle of coverage, reach up to 10 m, selectable time and twilight threshold, sensor tilts through 90°.

Technical specifications

Dimensions (L x W x H)	89 x 162 x 286 mm	Mounting height max.	3,00 m
With lamp	No	Slave modeselectable	No
Manufacturer's Warranty	3 years	Sneak-by guard	Yes
Settings via	Potentiometers	Capability of masking out individual segments	Yes
With remote control	No	Electronic scalability	No
Version	Anthracite	Mechanical scalability	No
PU1, EAN	4007841035709	Reach, radial	r = 3 m (14 m ²)
Application, place	Outdoors	Reach, tangential	r = 10 m (157 m ²)
Application, room	outdoors, front door, all round the building, terrace / balcony, courtyard & driveway	Photo-cell controller	Yes
Installation site	wall	Cover material	sticker
Impact resistance	IK07	Lamp	All-purpose lamp
IP-rating	IP44	Base	E27
Protection class	II	Soft light start	No
Ambient temperature	-20 – 40 °C	Twilight setting	2 – 2000 lx
Housing material	Stainless steel	Time setting	8 s – 35 Min.
Cover material	Plastic, opal	Basic light level function	No
		Interconnection	No

Sensor-switched outdoor light

L 22

Anthracite

EAN 4007841 035709

Article number 035709

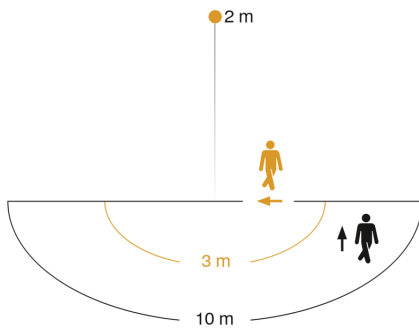


Technical specifications

Mains power supply	220 – 240 V / 50 – 60 Hz
Output	60 W
Power consumption	0,55 W

Optimum mounting height 2 m

Detection Zone

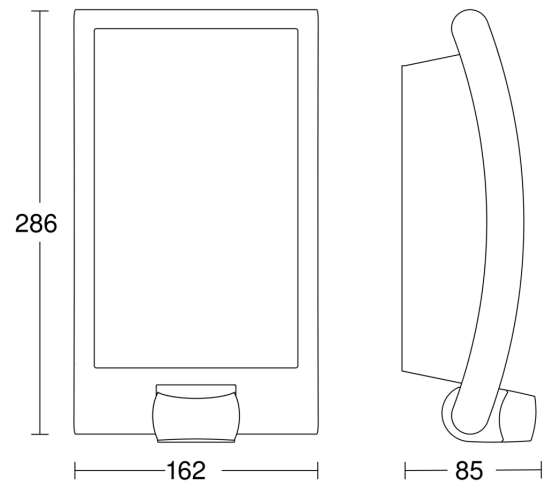


Mögliche Montagehöhe: 1,80 m – 3,00 m

Orange: radial

Schwarz: tangential

Dimension Drawing



Circuit diagram

